

Butterfly valve



Butterfly valve

Features and Benefits

- P&E offers 3handle options to meet customers requests
- Expanded size range - up to 6 inch
- Field serviceable
- 100% tested and inspected
- Seats meet FDA requirements

Technical Data

- Max product pressure: 145 PSI
- Recommended temperature range: 15°-200°F
- Maximum short time sterilization temperature: 266°F(EDPM)
266°F(Silicone)
284°F(Viton)
- All wetted surfaces are sanitary finished to \leq 32Ra




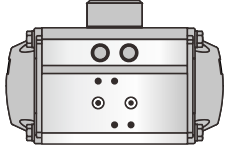
Material Data









- Material Types: AISI 304 or AISI 316L
- Size Range: 1"-6"
- Product handle type: 4-position & 12-position
- Seat Materials: Silicone, EPDM, Viton®
- End Connections: Clamp & Weld - other connections available upon request.







Specification





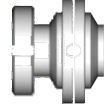



Modular system

S = Welded end
 G = Male
 K/M = Liner / nut
 FI = Flange
 CI = Clamp

pneumatical			
PDA 90/85 Ø 85	PDA 90/114 Ø 114	PDA 90/133 Ø 133	SC/DR
			

manually operated			
hand lever Blue type A.	hand lever Black type A.	hand lever Blue type B.	hand lever Black type B.
			
hand lever Blue type C.	hand lever stainless steel A	hand lever stainless steel B	hand lever stainless steel
			

connection flanges					
S	G	K/M	FI	CI	intermediate flange S
					

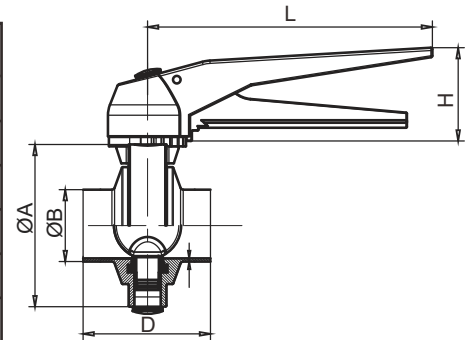
connection Type					
S - S	G - S	G - G	K/M - G	K/M - S	FI (PN10) - G FI - FI (PN10)
					
CI - CI	Intermediate - butterfly valve				
		S - S			

seals			
Silicone	EPDM	FKM	HNBR
			

Valve dimensions

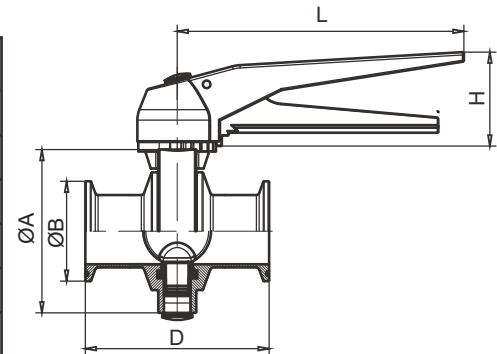
Weld Butterfly Valve

No.	Size	A	B	D	L	H
BFV-A25RW06E	1"	3.071	1.000	1.969	5.709	2.165
BFV-A40RW06E	1 1/2"	3.386	1.500	1.969	5.709	2.165
BFV-A50RW06E	2"	3.937	2.000	2.047	5.709	2.165
BFV-A65RW06E	2 1/2"	4.528	2.500	2.205	5.709	2.165
BFV-A80RW06E	3"	5.040	3.000	2.283	5.709	2.165
BFV-A100RW06E	4"	6.063	4.000	2.520	5.709	2.165



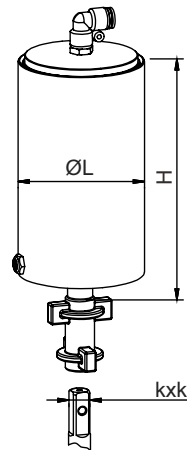
Clamp Butterfly Valve

No.	Size	A	B	D	L	H
BFV-A25RW06E	1"	3.071	1.988	2.598	5.709	2.165
BFV-A40RW06E	1 1/2"	3.386	1.988	2.756	5.709	2.165
BFV-A50RW06E	2"	3.937	2.519	2.992	5.709	2.165
BFV-A65RW06E	2 1/2"	4.528	3.051	3.150	5.709	2.165
BFV-A80RW06E	3"	5.040	3.582	3.307	5.709	2.165
BFV-A100RW06E	4"	6.063	4.685	4.094	5.709	2.165



Stainless steel Pneumatic Actuator

Size	L	H	kxk
1/2"-2"	3.35	6.75	0.31x0.31
2 1/2"-4 1/2"	3.35	6.75	0.39x0.39
5"-6"	4.49	8.31	0.47x0.47
8"	5.24	11.61	0.63x0.63



Aluminum Pneumatic Actuator (Single acting/Double acting)

Size	H	LxW
1/2"-1 1/4"	4.61	5.53x2.38
1 1/2"-2 1/2"	5.24	6.24x3.27
3"-4"	5.91	8.29x3.72
5"-6"	7.36	9.74x4.17
8"	8.94	9.74x4.17

